


# Diagnostic Radiographic Workforce Snapshot Survey 2024

ISBN 978-1-911738-21-3



207 Providence Square  
Mill Street, London  
SE1 2EW, UK

**020 7740 7200**  
**info@sor.org**

**www.sor.org**



<b>Introduction and methodology</b>	<b>03</b>
<b>NHS and Independent sector: Establishment WTE</b>	<b>04</b>
<b>NHS and Independent sector: Vacancy rates</b>	<b>06</b>

The Society of Radiographers determined that, due to the numerous data submissions required from services and, in part, the relatively small number of returns received, only two main questions were included in the 2024 census: establishment and vacancy rates.

The census took the form of a snapshot survey. The survey link was made available to delegates attending the 2024 National Conference for Radiology Managers, which took place on 23 May 2024. Further promotion followed on SoR platforms and in its publications.

By the closing date, 35 completed responses were received. These responses included NHS and Independent Sector (IS) establishments.

**Due to the low number of returns please treat with caution; this report makes no assumptions nor offers any comparisons to data collected in the preceding year. It simply reports the responses received.**

Average diagnostic radiography workforce WTE per respondent by Agenda for Change band (NHS and Independent sector)

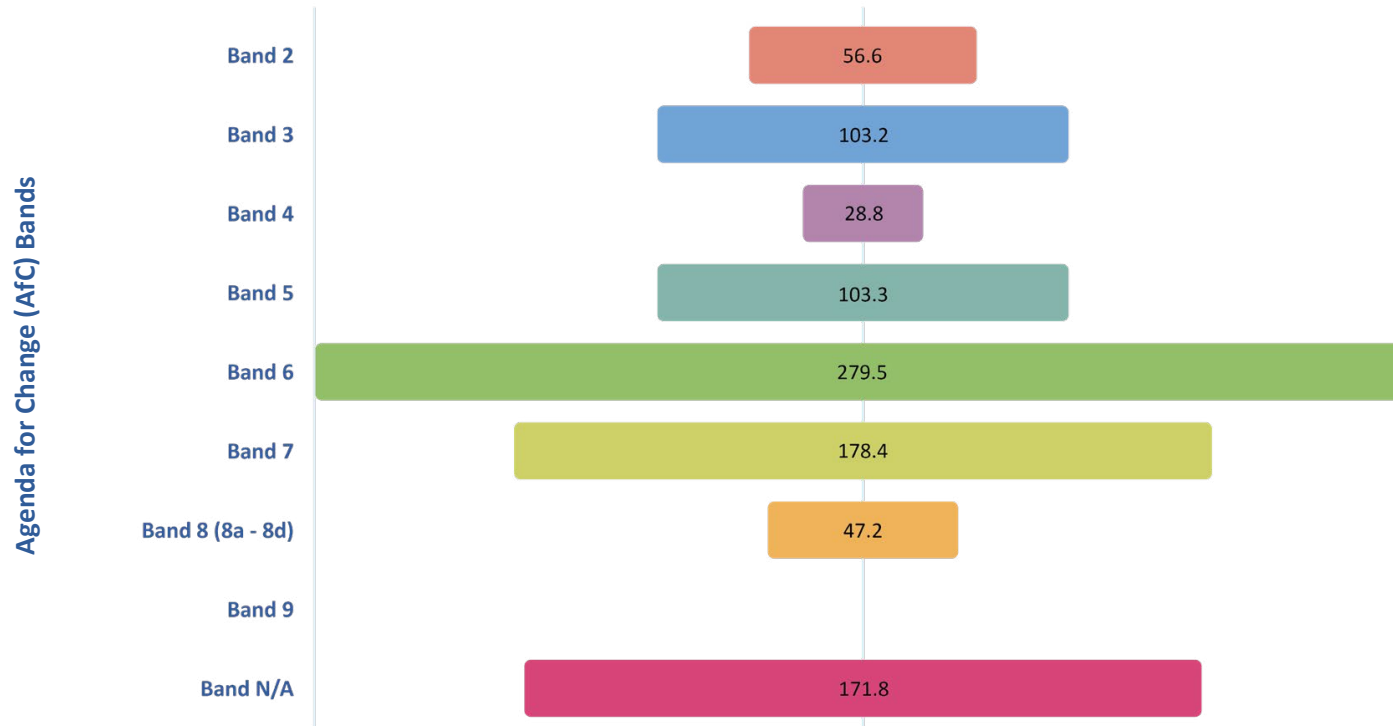


Figure 1. Total diagnostic radiography workforce establishment (WTE) by AfC band (n=35)

← NHS and Independent sector: Establishment WTE

Respondents were asked to detail the total diagnostic radiography workforce establishment WTE by both AfC band (or equivalent for the independent sector) as of 23 May 2024. The figures are detailed below.

**Please treat with caution due to the low number of responses.**

**Average diagnostic radiography workforce WTE per respondent by UK country and AfC band**

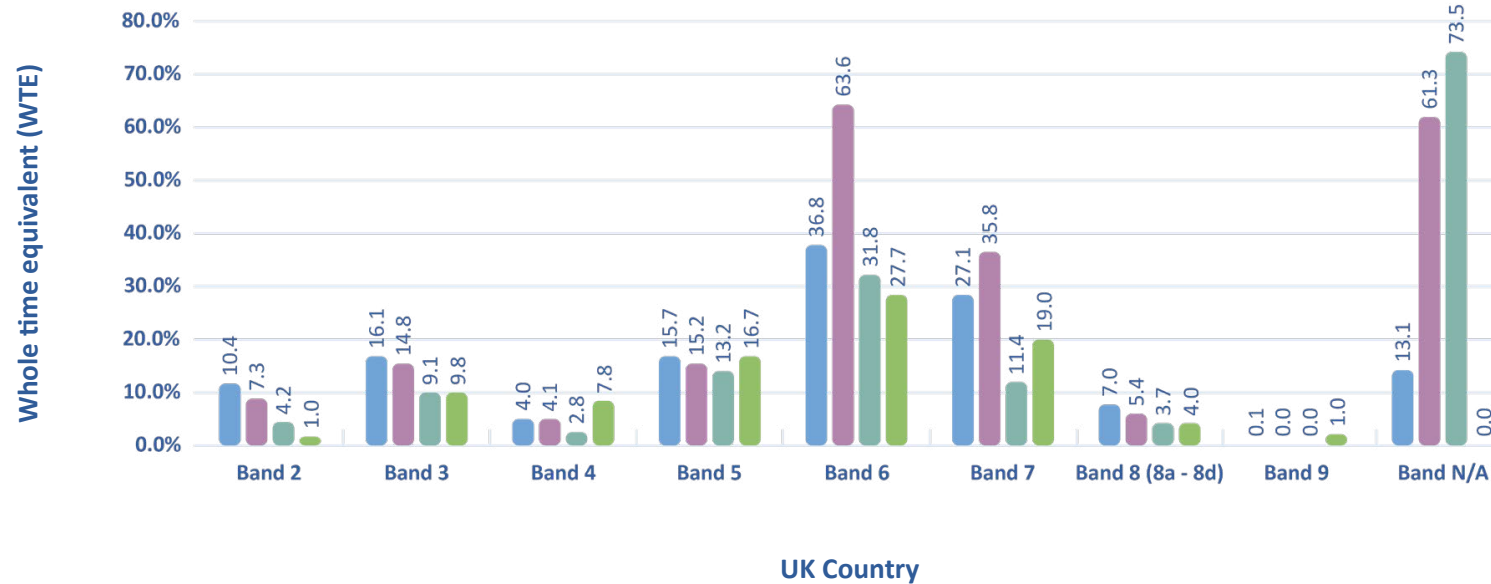


Figure 2. Average diagnostic radiography workforce establishment (WTE) by AfC band and UK country (n=35)

**NHS and Independent sector: Establishment WTE**

The graph below illustrates the average diagnostic radiography workforce establishment WTE across different AfC bands (and IS equivalent) and UK countries as of 23 May 2024. The average is calculated by adding all the WTE figures together and dividing by the total count of values, using an Excel formula to ensure accuracy.

The detailed figures are provided below.

- England
- Northern Ireland
- Scotland
- Wales

## ← NHS and Independent sector: Vacancy rates

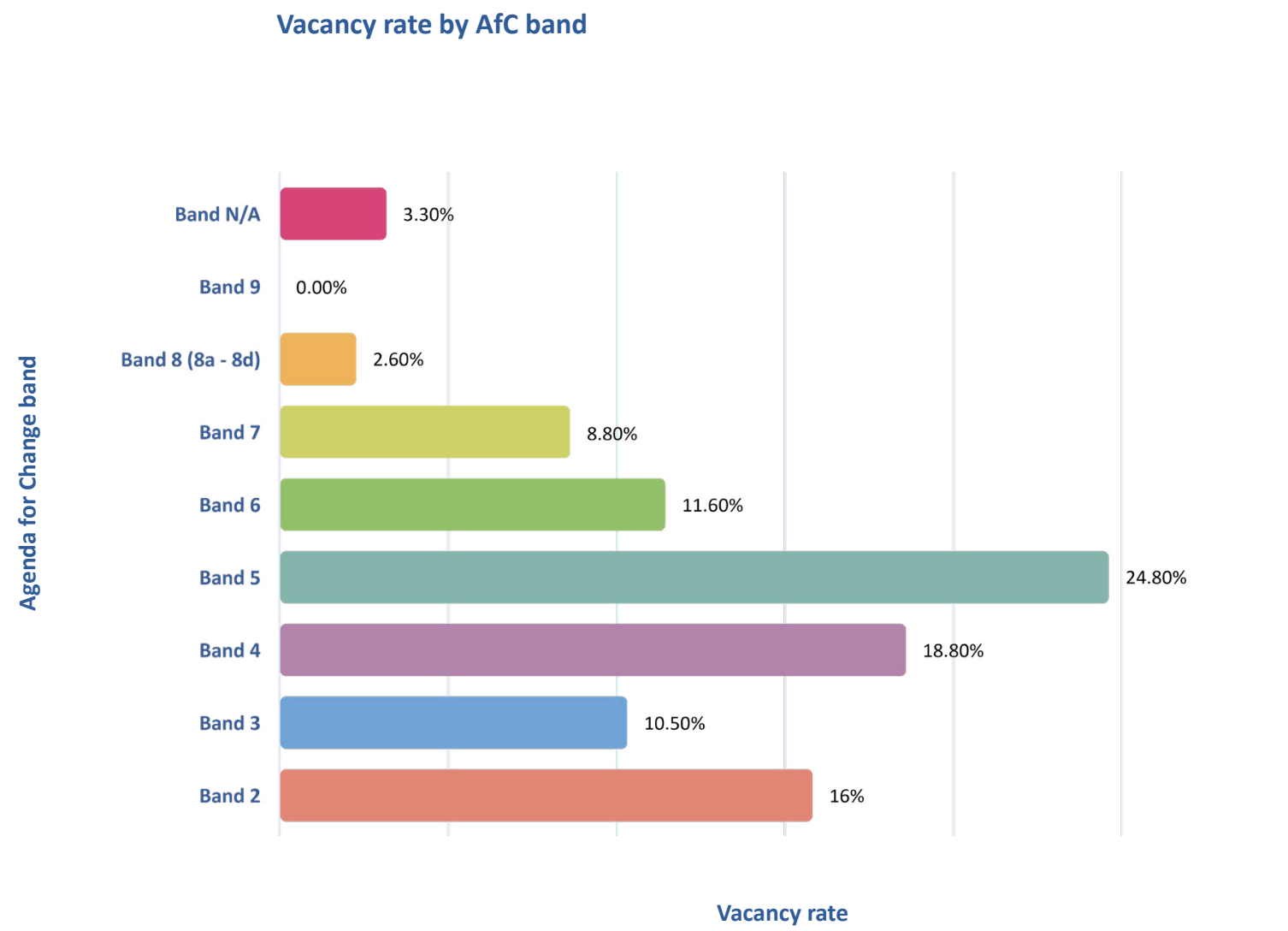


Figure 3. NHS and Independent sector combined vacancy rates by AfC band (n=35)

Respondents were asked to provide the number of diagnostic radiography workforce posts that were vacant (WTE or IS equivalent) as of May 23 2024. The graphs below show the percentage vacancy rates by AfC band for the NHS and Independent sector combined, as well as the current vacancy rate by UK country and NHS establishment.

**Please treat with caution due to the low number of responses.**

### Current vacancy rate by UK country and NHS establishment

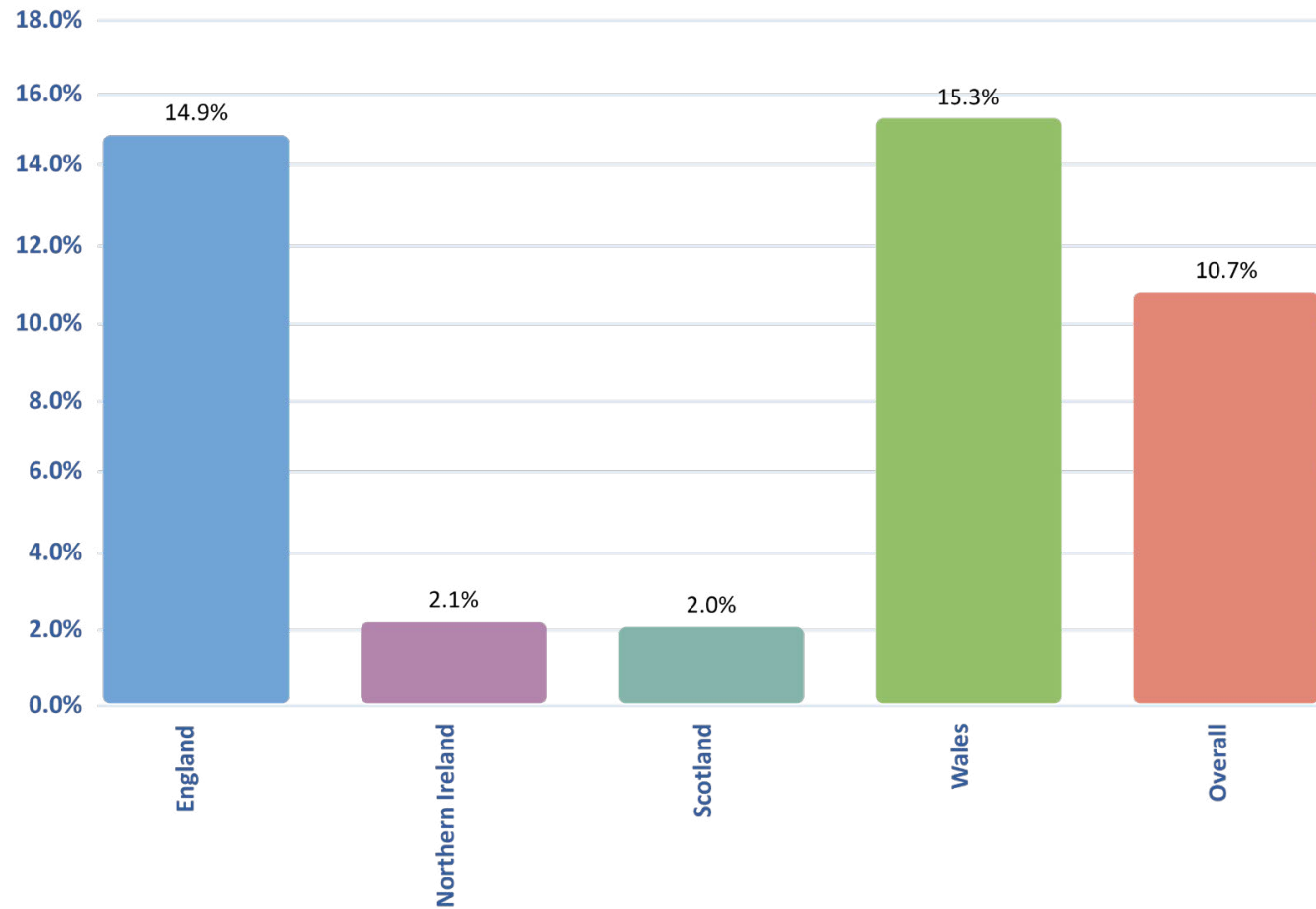


Figure 4 NHS vacancy rates by UK country (n=28)

